



CADDY CORPORATION

Food Service Equipment

Air Systems

Miscellaneous Caddys

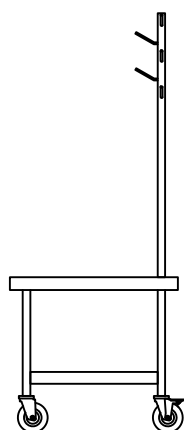
Miscellaneous Caddys Kitchen, Mixer, Slicer, Utensil



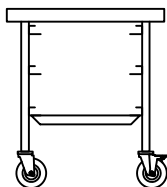
ITEM NO:

PROJECT:


LOCATION:



T-242
Mixer Caddy

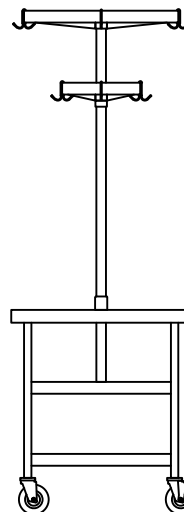


T-243-A
T-243-B
Slicer Caddy

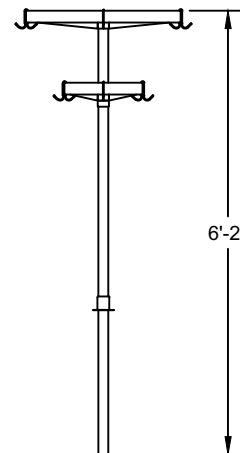


T-249-A
Kitchen Caddy

Dimensions			
Model	Length	Width	Height
T-242	30"	24"	70"
T-243-A	26 ¹ / ₄ "	30"	30"
T-243-B	26 ¹ / ₄ "	30"	26"
T-247	30"	30"	84"
T-249-A	30"	30"	34 ¹ / ₄ "



T-247
Utensil Caddy



T-247-P
Utensil Rack

General Specifications

Caddy to be Caddy Corporation model T-_____.

Top to be 18 gauge stainless steel turned down into 2" wide channel edges, with corners welded. Top to be reinforced with a 12 gauge stainless steel plate turned down 1" on each side.

Legs to be 1 ¹/₄" 16 gauge stainless steel square tubing and fitted with 5" diameter, heavy duty, double ball bearing, swivel type casters with polyurethane tires. Two casters to be provided with foot brakes.

Continue for:

T-242 Specifications:

Mixer Caddy to have one lower shelf of 16 gauge stainless steel turned down into 2" channel edges, notched to fit contour of legs, and continuously welded at all contact points.

One rear leg to extend through top to a height of 70", enclosed at top, and fitted with five part rack pegs. Pegs to be 6" long of ⁵/₁₆" stainless steel rod. First peg to be set 30" above top of Caddy. Pegs to be spaced 3" apart and staggered, with three facing front and two facing inward. All pegs to be sloped upward 2". Part rack to be removable for shipping.

Continue for:

T-243 Specifications:

Slicer Caddy to have three sets of 14 gauge stainless steel channel slides spaced to accommodate 18" x 26" pans in position to catch food directly from slicer.

Continue for:

T-247 Specifications:

Utensil Caddy to have two lower shelves of 16 gauge stainless steel turned down into 2" channel edges, notched to fit contour of legs, and continuously welded at all contact points. Shelves to be spaced 10" from top to bottom.

Utensil racks to be of 2" wide 10 gauge stainless steel bar with stainless steel cross braces. Upper utensil rack to be 25 ¹/₂" diameter and lower utensil rack to be 13" diameter. Racks to be fitted with 15 double-sided sliding utensil hooks, 10 on upper rack and 5 on lower rack. Both circular utensil racks revolve, by hand, independently of each other. Utensil racks supported by 1 ⁵/₈" O.D. stainless steel tubing. Tubing to pass through Caddy top and to be bolted to middle shelf. Utensil rack to be removable for shipping.

Continue for:

T-247-P Specifications:

Utensil rack to be as specified as part of T-247 without caddy or shelves. 1 ⁵/₈" O.D. stainless steel tubing to be 74" long with intermediate mounting flange and bottom mounting bolt.

Continue for:

T-249-A Specifications:

Kitchen Caddy to have two lower shelves of 16 gauge stainless steel turned down into 2" channel edges, notched to fit contour of legs, and continuously welded at all contact points.



Cashier Caddys Mobile with folding tray slides

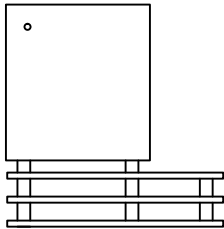


ITEM NO:

PROJECT:

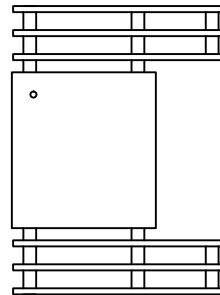
LOCATION:

TOP VIEW



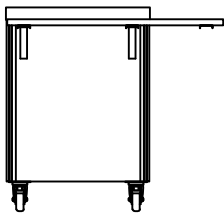
T-251-L T-251-R*
T-256-L T-251-R*
* Right hand model has tray slide on opposite side of cashier

TOP VIEW

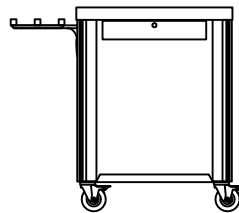


T-251-L-R
T-256-L-R

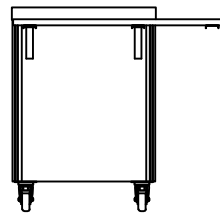
FRONT VIEW



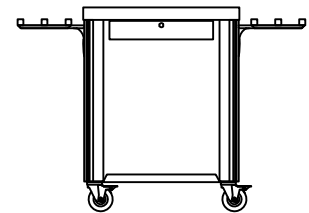
SIDE VIEW



FRONT VIEW



SIDE VIEW



General Specifications

Cashier Caddy to be Caddy Corporation model T-_____.

Unit to have all stainless steel exterior. Top to be 18 gauge stainless steel turned down into 2" wide channel edges, with corners welded. Top to be reinforced to accommodate cash register and to have 1" diameter hole for power cord.

Frame structure to consist of 18 gauge stainless steel formed pedestals to be reinforced with 16 gauge stainless steel channels, to have full height extruded plastic vertical bumpers. Casters are to be 4" diameter heavy duty, double ball bearing, swivel type with polyurethane tires and foot brakes.

Tray slide to be 11" wide x 36" long, made of three 1" square tubes with enclosed ends and two heavy duty, die cast, chrome plated folding brackets. Foot rail to be of 1 1/4" O.D. 16 gauge stainless steel tubing.

Continue for:

T-251 Specifications:

Unit to have cash drawer furnished with five coin tills and five currency compartments with hinged bill weights. Drawer to be fitted with a lock and roller mechanism for easy operation.

Continue for:

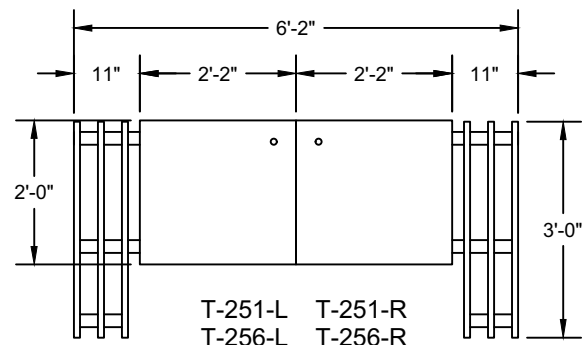
T-256 Specifications:

Unit to have cash drawer, 2 1/4" deep of stainless steel construction, with single open storage compartment to accommodate a portable cash box. Drawer to be fitted with a lock and roller mechanism for easy operation.

Dimensions

Model	Table only			With tray slide	
	Length	Width	Height	Length	Width
T-251-L T-251-R	24"	26"	34"	36 1/4"	37"
T-256-L T-256-R	24"	26"	34"	36 1/4"	37"
T-251-L-R T-256-L-R	24"	26"	34"	36 1/4"	48"

Suggested arrangement where two cashier lines are required



CADDY CORPORATION
509 Sharptown Road P.O. Box 345
Bridgeport, NJ 08014-0345
Tel: 856-467-4222 Fax: 856-467-5511
internet: www.caddycorp.com