

Parts List

January, 2024



Series XL - Tray Makeup Conveyors


XL-1 Express Line, XL-2 Express Line, XL-R Express Line, and XL-S Express Line

Part Description	Part Number
Belt, Round, 1/2" Dia. Dura-San	6843-05
5" Efsen Idler Pulley	6881-01
7 1/2" Efsen Idler Pulley	6881-02
Spacer, Pulley (1 Per Idler Pulley)	6892-01
Tensioner Assembly, Tail End	6960-01
Double Drive Pulley 1" Bore (1/2 HP Motor)	6880-01
Double Drive Pulley 1 1/8" Bore (3/4 HP Motor)	6880-02
Belt Guide Short (2" Long)	6865-02
Belt Guide, Long (7" Long)	6909-01
Return Channel Cover (48" Long, 2 Finger Holes)	6885-01
5" Dia. Stem Caster	66-05
5" Dia. Stem Caster With Brake	70-65
Bushing Caster, Press in	6473-01
5" Dia. Platform Caster	74-05
5" Dia. Platform Caster With Brake	75-05
Bullet Foot With Thread	1326-01
Flanged Foot, Press in	1780-01

Electrical Information and Parts

See electrical drawing or contact Caddy.

Please have conveyor Model, Serial Number and facility location prior to contact.



Tray Makeup Conveyors - Slatted Belt Models

TR-10 Traymaster: Caddyflex Belt

TM-10 Tray Makeup: Caddyflex Belt with Belt Washer

Part Description	Part Number
10 Inch Wide Blue Belt (Assembled)	3117-01
Slat 10 Inch Blue Caddy	3118-03
5" Dia. Stem Caster	66-05
5" Dia. Stem Caster With Brake	70-65
Bushing Caster, Press in	6473-05
Bullet Foot With Thread	1326-01
Flanged Foot, Press in	1780-01
Drive Shaft	6813-01
Bearing Flanged, (4 hole) Drive	1364-01
Tail Shaft	6819-01
Bearing Flanged, (2 hole) Tail	1365-01
Sprocket, #60, 21 Tooth (Trantorque) 1 3/4" Bore	6807-01
Trantorque Collet Hub	6810-01
Sprocket, #60, 21 Tooth (Keyway) 1" Bore	1319-01

Belt Washer and Electrical Information and Parts

See electrical drawing or contact Caddy.

Please have conveyor Model, Serial Number and facility location prior to contact.

Tray Makeup Conveyors - Fabric Belt Models

SM-10 Servmaster: PVC Belt

Part Description	Part Number
Belt Polytex, 10 Inch, White	3352-01
Pulley, Drive, 6" Dia.	3042-01
Pulley, Tail, 5" Dia.	3043-01
Lacing, Alligator	3293-01
5" Dia. Stem Caster	66-05
5" Dia. Stem Caster With Brake	70-05
5" Dia. Platform Swivel Caster	74-05
5" Dia. Platform Swivel Caster W/Brake	75-05
Bushing Caster, Press in	6473-01
Bullet Foot With Thread	1326-01
Flanged Foot, Press in	1780-01
Drive Shaft	4123-01
Bearing Flanged, (4 hole) Drive	1364-01
Tail Shaft	4122-01
Bearing Take-Up, 1" Bore	1366-01
Sprocket, #60, 21 Tooth (Trantorque)	6807-01
Trantorque Collet Hub	6810-01
Sprocket, #60, 21 Tooth (Keyway)	1319-01

Electrical Information and Parts

See electrical drawing or contact Caddy.
 Please have conveyor Model, Serial Number and facility location prior to contact.

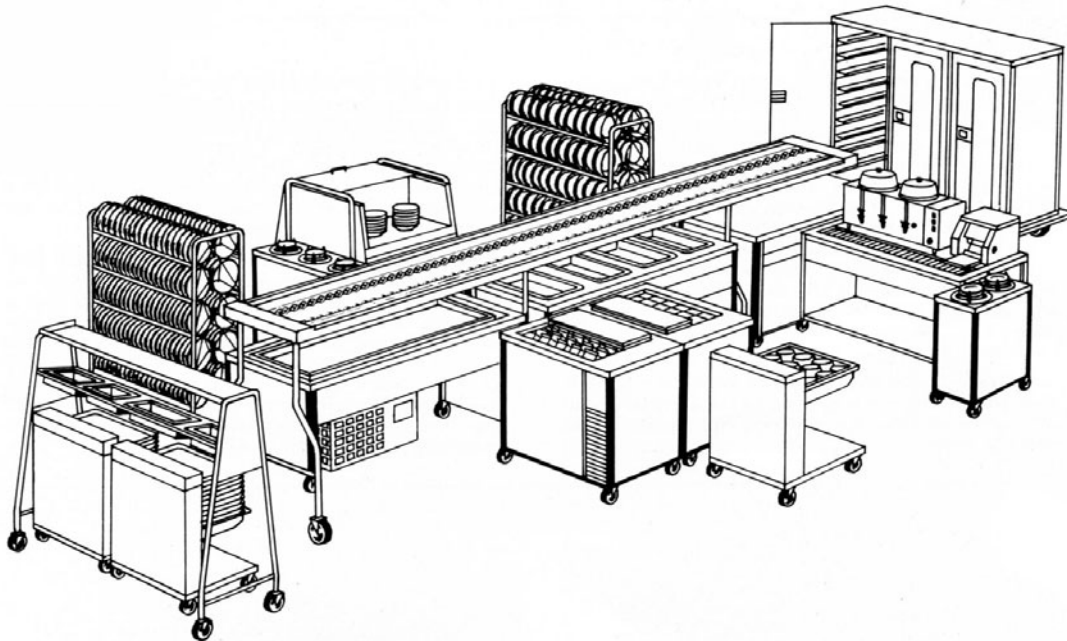
Tray Makeup Conveyors - Roller Models

RCF - RollerVeyor
RCC - RollerVeyor: Cantilever Supported, Mobile

Part Description	Part Number
Roller Conveyor w/hardware	6947-01
5" Dia. Stem Caster	66-05
5" Dia. Stem Caster With Brake	70-65
Bushing Caster, Press in	6473-05
Bullet Foot With Thread	1326-01
Flanged Foot, Press in	1780-01

Electrical Information and Parts

See electrical drawing or contact Caddy.
Please have conveyor Model, Serial Number and facility location prior to contact.



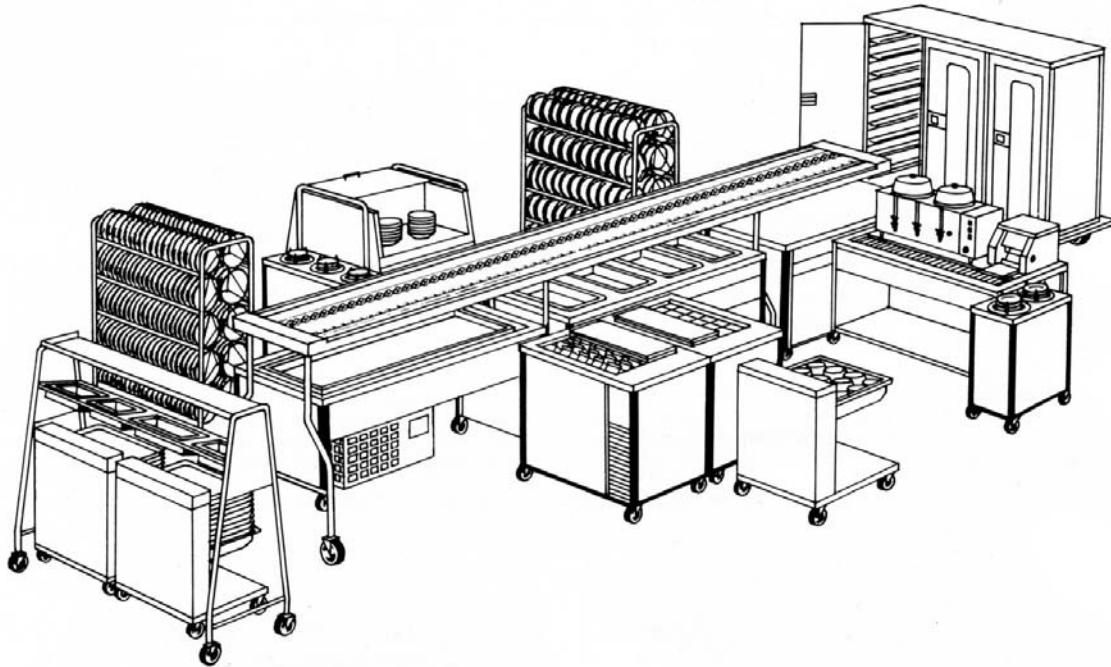
Tray Makeup Conveyors - Skatewheel Models

SWF - SkateWheelVeyor
SWC - SkateWheelVeyor: Cantilever Supported, Mobile
SKW - SkateWheelVeyor: Mounted on Hot Food Table or Counter

Part Description	Part Number
1.90" Dia. Plastic Skatewheel	4226-01
Screw, SS, Pan Head, Phillips	1013-29
Lock Nut, SS	1014-13
5" Dia. Stem Caster	66-05
5" Dia. Stem Caster With Brake	70-65
Bushing Caster, Press in	6473-05
Bullet Foot with Thread	1326-01
Flanged Foot, Press in	1780-01

Electrical Information and Parts

See electrical drawing or contact Caddy.
 Please have conveyor Model, Serial Number and facility location prior to contact.



TF Series - Hot Food Caddys

Open Type	Enclosed Type Warming Cabinet
TF-602 Hot Food Caddy, 2 Well	TF-622 Hot Food Caddy, 2 Well
TF-603 Hot Food Caddy, 3 Well	TF-623 Hot Food Caddy, 3 Well
TF-604 Hot Food Caddy, 4 Well	TF-624 Hot Food Caddy, 4 Well
TF-605 Hot Food Caddy, 5 Well	TF-625 Hot Food Caddy, 5 Well
TF-606 Hot Food Caddy, 6 Well	TF-626 Hot Food Caddy, 6 Well

Open Type Slim Line	Enclosed Type, Slim Line Warming Cabinet
TF-612 Hot Food Caddy, 2 Well	TF-632 Hot Food Caddy, 2 Well
TF-613 Hot Food Caddy, 3 Well	TF-633 Hot Food Caddy, 3 Well
TF-614 Hot Food Caddy, 4 Well	TF-634 Hot Food Caddy, 4 Well

6-Well Full Convenience	
TF-616 Hot Food Caddy, Open Type	TF-636 Hot Food Caddy, Enclosed Type

Part Description	Part Number
Hot Food Well Complete (No Drain)	3981-02
Hot Food Well Complete (1/2" Drain)	4166-01
Hot Food Well Heating Element	4358-02
Infinite Heat Switch	129-01
Knob	1939-01
Pilot Light	125-04
Lower Heating Elements	4359-01
Click Stat / Thermostat	217-01
Door Latch	476-01
Trim Extrusion	426-05
4" Dia. Swivel Caster Without Brake	72-05
4" Dia. Swivel Caster With Brake	73-05
Cord Assembly	See Electrical Drawing

Accessories	
Part Description	Part Number
Push Handle, TF-602, 603, 604, 605	2207-01
Push Handle, TF-612, 613, 614	2207-02
Push Handle, TF-616 636	2207-04
Overhead Infra-Red Warmer, TF-602, 622	3076-01
Overhead Infra-Red Warmer, TF-603, 623	3077-01
Overhead Infra-Red Warmer, TF-612	3078-01
Overhead Infra-Red Warmer, TF-604, 624	3079-01
Overhead Infra-Red Warmer, TF-613, 616	3080-01
Overhead Infra-Red Warmer, TF-605	4864-01
Overhead Heating Element, TF-602, 622	4510-01
Overhead Heating Element, TF-612	4511-01
Overhead Heating Element, TF-604, 624	4512-01
Overhead Heating Element, TF-613, 616	4513-01
Overhead Heating Switch	4514-01



Tray Delivery Trucks

Model Descriptions	
TD-607-D	1 Door, 7 Trays
TD-608-D	1 Door, 8 trays
TD-610-D	1 Door, 10 trays
TD-614-D	2 Doors, 14 Trays
TD-616-D	2 Doors, 16 Trays
TD-620-D	2 Doors, 20 Trays
TD-621-D	3 Doors, 21 Trays
TD-624-D	3 Doors, 24 Trays
TD-630-D	3 Doors, 30 Trays
TDC-20-D *	1 Door, 20 Trays
TDC-20-DD *	1 Door each side, 20 Trays
TDC-40-D *	2 Doors, 40 Trays
TDC-40-DD *	2 Doors each side, 40 Trays

* Indicates trucks designed specifically for 14" x 18" trays



Model TD-630-D shown

All Models	
Description	Part Number
Latch Assembly	4690-01
Nylon Striker	4877-02
Thumb Screw (TD)	1014-01
Spring (TD)	4982-01
Latch Cover (Cream Only)	4985-30
Push/Pull Handle (TD)	462-02
Push/Pull Handle (TDC)	4854-01
Screws for Handle	1013-23
Menu Holder	6653-01
5" Dia. Rigid Platform Caster (TD-614/TD-621 only)	76-05
5" Dia. Swivel Platform Caster (TD-614/TD-621 only)	74-05
6" Dia. Rigid Platform Caster	3073-05
6" Dia. Swivel Platform Caster	3072-05
Replacement Doors	Contact Caddy for information.

Models TD-614, TD-616, TD-620	
Description	Part Number
Corner Bumper (L Shaped)	79-01
Corner Bumper Mounting Clip	6402-01
Short Bumper - 19.375" (End Panel)	4731-01
Long Bumper - 34.25" (Door or Back Panel)	4732-01
Short Channel (End Panel)	6351-01
Long Channel (Door or Back Panel)	6351-04
Vertical Corner Bumper - 12"	4691-01

Models TD-621, TD-624, TD-630	
Description	Part Number
Corner Bumper (L Shaped)	79-01
Corner Bumper Mounting Clip	6402-01
Short Bumper - 19.375" (End Panel)	4731-01
Long Bumper - 52.75" (Door or Back Panel)	4733-01
Short Channel (End Panel)	6351-01
Long Channel (Door or Back Panel)	6351-07
Vertical Corner Bumper - 12"	4691-01

Tray Delivery Trucks (continued)

Models TDC-20, TDC-24

Description	Part Number
Corner Bumper (L Shaped)	79-01
Corner Bumper Mounting Clip	6402-01
Short Bumper (End Panel)	6443-01
Long Bumper (Door or Back Panel)	6433-02
Short Channel (End Panel)	6351-02
Long Channel (Door or Back Panel)	6351-03
Vertical Corner Bumper - 12"	4691-01

Model TDC-40

Description	Part Number
Corner Bumper (L Shaped)	79-01
Corner Bumper Mounting Clip	6402-01
Short Bumper (End Panel)	6443-02
Long Bumper (Door or Back Panel)	6433-03
Short Channel (End Panel)	6451-03
Long Channel (Door or Back Panel)	6351-05
Long Channel (Door or Back Panel)	6351-03
Vertical Corner Bumper - 12"	4691-01

Model TD-614, 616, 621, 624

Description	Part Number
End Panel, Teal, 28.87" X 13.25"	7024-01
Door Panel, Teal, 28.25" X 5"	7024-02
End Panel, Cranberry, 28.87" X 13.25"	7024-11
Door Panel, Cranberry, 28.25" X 5"	7024-12
End Panel, Grey, 28.87" X 13.25"	7024-21
Door Panel, Grey, 28.25" X 5"	7024-22
End Panel, Blue, 28.87" X 13.25"	7024-31
Door Panel, Blue, 28.25" X 5"	7024-32

Model TD-620, 630

Description	Part Number
End Panel, Teal, 44.75" X 13.25"	7024-03
Door Panel, Teal, 44.25" X 5"	7024-04
End Panel, Cranberry, 44.75" X 13.25"	7024-13
Door Panel, Cranberry, 44.25" X 5"	7024-14
End Panel, Grey, 44.75" X 13.25"	7024-23
Door Panel, Grey, 44.25" X 5"	7024-24
End Panel, Blue, 44.75" X 13.25"	7024-33
Door Panel, Blue, 44.25" X 5"	7024-34

Replacement Bumpers

For other than grey neoprene, contact Caddy. Please have your model number available.

Replacement Graphics

Colors Available - Teal, Cranberry, Grey & Blue

Series 21-C Soiled Tray Conveyors

Part Description	Part Number
Belt, Round, 1/2" Dia. Dura-San	6843-05
5" Idler Pulley	6881-01
7 1/2" Idler Pulley	6881-02
Spacer, Pulley (1 Per Idler Pulley)	6892-01
Tensioner Assembly, Tail End	6960-01
Double Drive Pulley 1" Bore (1/2 HP Motor)	6880-01
Double Drive Pulley 1 1/8" Bore (3/4 HP Motor)	6880-02
Belt Guide Short (2" Long)	6865-02
Belt Guide, Long (7" Long)	6909-01
Return Channel Cover (48" Long, 2 Finger Holes)	6885-01

45° and 90° Turn Components

Part Description	Part Number
21-C Turn, Drive Pulley (3 Req'd. Per 45° Turn) (6 Req'd. Per 90° Turn)	6887-01
21-C Turn, Drive Bushing (3 Req'd. Per 45° Turn) (6 Req'd. Per 90° Turn)	6889-01
21-C Turn, Return Pulley (2 Req'd. Per 45° Turn) (6 Req'd. Per 90° Turn)	6888-01
21-C Turn, Return Bushing (2 Req'd. Per 45° Turn) (6 Req'd. Per 90° Turn)	6890-01
Turn Pulley Mtg. Shaft (5 Req'd. Per 45° Turn) (12 Req'd. Per 90° Turn)	6933-01
Bolt, 1/4-20, S/S, 1/2" (5 Req'd. Per 45° Turn) (12 Req'd. Per 90° Turn)	1016-01

Electrical Information and Parts

See electrical drawing or contact Caddy.
Please have conveyor Model, Serial Number and facility location prior to contact.



Soiled Tray Conveyors - Slatted Belt Models

CF-10 Soiled Tray: Caddyflex Belt with Belt Washer

Part Description	Part Number
10 Inch Wide Blue Belt (Assembled)	3117-01
Slat 10 Inch Blue Caddy	3118-03
Bullet Foot With Thread	1326-01
Flanged Foot, Press in	1780-01
Drive Shaft (Trantorque)	6813-01
Bearing Flanged, (4 hole) Drive	1364-01
Tail Shaft (Trantorque)	6814-01
Bearing Flanged, (2 hole) Tail	1365-01
Sprocket, #60, 21 Tooth (Trantorque) 1 3/4" Bore	6807-01
Trantorque Collet Hub	6810-01
Drive Shaft (Keyway)	3987-01
Tail Shaft (Keyway)	4015-01
Sprocket, #60, 21 Tooth (Keyway) 1" Bore	1319-01

BU-10-10 Busmaster: Caddyflex Belt BV-10-10 Busing-Veyor: Caddyflex Belt with Belt Washer SV-10-10 Sorting-Veyor: Caddyflex Belt with Belt Washer

Part Description	Part Number
10 Inch Wide Blue Belt (Assembled)	3117-01
Slat 10 Inch Blue Caddy	3118-03
Bullet Foot With Thread	1326-01
Flanged Foot, Press in	1780-01
5" Dia. Stem Caster	66-05
5" Dia. Stem Caster With Brake	70-65
Bushing Caster, Press in	6473-05
5" Dia. Platform Caster	74-05
5" Dia. Platform Caster With Brake	75-65
Drive Shaft	6815-01
Bearing Flanged, (4 hole) Drive	1364-01
Tail Shaft (BV-10-10, SV-10-10)	6816-01
Tail Shaft (BU-10-10)	6828-01
Bearing Flanged, (2 hole) Tail	1365-01
Sprocket, #60, 21 Tooth (Trantorque) 1 3/4" Bore	6807-01
Trantorque Collet Hub	6810-01
Sprocket, #60, 21 Tooth (Keyway) 1" Bore	1319-01

Belt Washer and Electrical Information and Parts

See electrical drawing or contact Caddy.
 Please have conveyor Model, Serial Number and facility location prior to contact.

Soiled Tray Conveyor - Beltwashers

Single Belt Conveyor 12" Beltwasher

Part Description	Part Number
Nozzle, Vee Jet, 1/4" IPS	1374-01
Top Spray Pipe Assembly	6957-01
Bottom Spray Pipe Assembly	6957-02
Top Wiper Deflector	3183-16
Bottom Wiper Deflector	3183-13
Scrap Basket	6295-01
Roller Assembly, 12"	6952-01
1/2" IPS, Check Valve	6115-01
Tempering Valve	1569-01
3/8" IPS, Stop Valve	1351-01
3/8" IPS, Solenoid Valve (120V)	6618-03
3/8" IPS, Solenoid Valve (240V)	6618-04
Pressure Regulator	1568-02
3/8" IPS, Pressure Gauge	5405-01
1/2" IPS, Vacuum Breaker	1972-01
Vacuum Breaker Bracket	5271-01

Double Belt Conveyor 22" Beltwasher

Part Description	Part Number
Nozzle, Vee Jet, 1/4" IPS	1374-01
Top Spray Pipe Assembly	6959-01
Bottom Spray Pipe Assembly	6959-02
Top Wiper Deflector	3183-16
Bottom Wiper Deflector	3183-13
Scrap Basket	6295-02
Roller Assembly, 22"	6952-02
1/2" IPS, Check Valve	6115-01
Tempering Valve	1569-01
3/8" IPS, Stop Valve	1351-01
3/8" IPS, Solenoid Valve (120V)	6618-03
3/8" IPS, Solenoid Valve (240V)	6618-04
Pressure Regulator	1568-02
3/8" IPS, Pressure Gauge	5405-01
1/2" IPS, Vacuum Breaker	1972-01
Vacuum Breaker Bracket	5271-01

Intermediate Swill Sink

Part Description	Part Number
Scrap Basket	6295-03

BeltWasher Electrical Information and Parts

See electrical drawing or contact Caddy.

Heated Dish Dispensers Series CM100H through CM500H

Description	Part Number			
	Select Part Based on Voltage	120 Volt	208 Volt	240 Volt
Heating Element		3878-01	3878-02	3878-01
Switch		124-01	124-01	124-01
Infinite Heat Switch		3430-01	129-01	129-01
Flanged Inlet		4052-01	4054-01	4054-01
Cord Assembly		4676-01	4677-01	4677-01
Plug		89-01	38-01	38-01
Cord Receptacle		4053-01	4055-01	4055-01
Hi Limit Clik Stat		127-01	127-01	127-01
Caster		72-05	72-05	72-05
Wheel Only		6385-02	6385-02	6385-02
Protective Trim		426-05	426-05	426-05
Lexan Cover for CM100H		3655-01	3655-01	3655-01
Lexan Cover for CM200H		3655-02	3655-02	3655-02
Lexan Cover for CM300H		3655-03	3655-03	3655-03
Lexan Cover for CM400H		3655-04	3655-04	3655-04
Lexan Cover for CM500H		3655-04	3655-04	3655-04
Cylinder for CM100H		6894-01	6894-01	6894-01
Cylinder for CM200H		6894-02	6894-02	6894-02
Cylinder for CM300H		6894-03	6894-03	6894-03
Cylinder for CM400H		6894-04	6894-04	6894-04
Cylinder for CM500H		6894-05	6894-05	6894-05
Guide Post - Black		894-01	894-01	894-01

Super Heat Dish Dispensers Series CM100SH through CM500SH

Description	Part Number		
	120 Volt	208 Volt	240 Volt
Select Part Based on Voltage			
Casters	74-05	74-05	74-05
Casters With Brakes	75-05	75-05	75-05
Wheels Only	6385-02	6385-02	6385-02
Corner Bumpers	508-01	508-01	508-01
Perimeter Bumpers - Long	4012-03	4012-03	4012-03
Perimeter Bumpers - Short	4012-01	4012-01	4012-01
Aluminum Cover for CM300SH	5916-03	5916-03	5916-03
Cylinder Assembly for CM300SH	5899-01	5899-01	5899-01
Cylinder Assembly for CM400SH	7482-01	7482-01	7482-01
Protective Trim Extrusion	426-05	426-05	426-05
Cord Assembly	4008-01	4003-01	4003-01
Flanged Inlet	3919-01	3957-01	3957-01
Timer	3966-01	3966-01	3966-01
Timer Knob	4006-01	4006-01	4006-01
Timer Plate	4007-01	4007-01	4007-01
Pilot Light	125-05	125-04	125-04
Heating Element – 620 Watts	3980-01	3980-02	3980-01
Heating Element – 475 Watts	3878-01	3878-02	3878-01
Hi Limit Clik Stat	127-01	127-01	127-01
Plug	90-01	39-01	39-01
Cord Receptacle	3920-01	3958-01	3958-01

High Heat Underliner Dispensers Series CM100HH through CM500HH

Description	Part Number		
	120 Volt	208 Volt	240 Volt
Select Part Based on Voltage			
Casters	74-05	74-05	74-05
Casters With Brakes	75-05	75-05	75-05
Wheels Only	6385-02	6385-02	6385-02
Corner Bumpers	508-01	508-01	508-01
Perimeter Bumpers - Long	4012-03	4012-03	4012-03
Perimeter Bumpers - Short	4012-01	4012-01	4012-01
Aluminum Cover for CM300HH	5916-03	5916-03	5916-03
Cylinder Assembly for CM300HH	5899-01	5899-01	5899-01
Cylinder Assembly for CM400HH	7482-01	7482-01	7482-01
Protective Trim Extrusion	426-05	426-05	426-05
Cord Assembly	4008-01	4003-01	4003-01
Flanged Inlet	3919-01	3957-01	3957-01
Timer	3966-01	3966-01	3966-01
Timer Knob	4006-01	4006-01	4006-01
Timer Plate	4007-01	4007-01	4007-01
Pilot Light	125-05	125-04	125-04
Heating Element – 620 Watts	3980-01	3980-02	3980-01
Heating Element – 475 Watts	3878-01	3878-02	3878-01
Hi Limit Clik Stat	127-01	127-01	127-01
Plug	90-01	39-01	39-01
Cord Receptacle	3920-01	3958-01	3958-01